



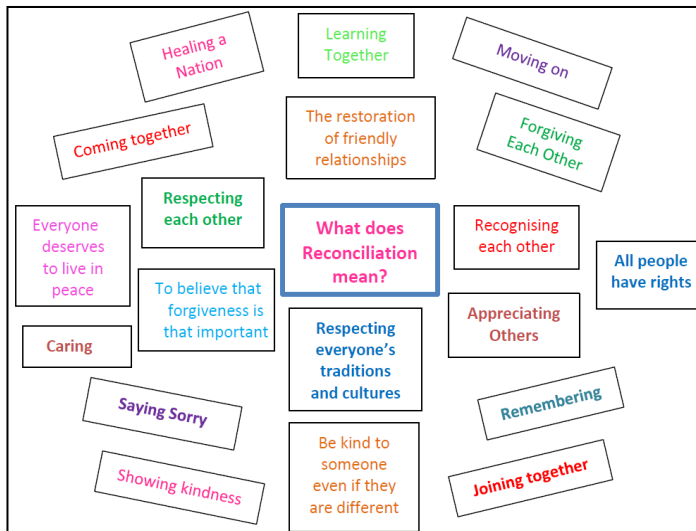
## DATES TO REMEMBER

- June 28<sup>th</sup>** - Assembly hosted by the school ambassadors
- July 6<sup>th</sup>** - Reports sent home with Children
- July 7<sup>th</sup>** - Casual Clothes Day Fundraiser
- July 7<sup>th</sup>** - Last Day of Term- 2:00pm Dismissal
- July 24<sup>th</sup>** - Day 1 Term 3 – Swimming starts

Dear Families,

### Reconciliation Week Assembly

Reconciliation Week & Sorry Day were celebrated from May 26<sup>th</sup> - June 2<sup>nd</sup> and Woodville Gardens School Assembly for the week was used to showcase all the work that students had undertaken. Mr. Bendyk's class hosted the assembly and shared their thoughts on what Reconciliation *meant* to them. The results were truly touching, painting a very bright future for our community.



### Casual Clothes Day Last Day of Term

As is fast becoming a tradition, the Year 7 School Ambassadors, our elected student leaders, are organising another Casual Clothes Day. The fundraiser allows students to wear casual clothes for a gold coin donation on the last day of term.

Previous organisations that have benefitted include the Women's & Children's Hospital, UNICEF Children's Fund and World Vision. This terms' fundraising will be donated to **Heartkids**, a group which supports children with heart conditions.

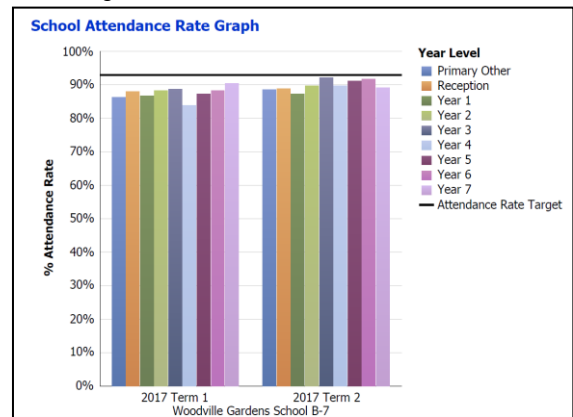
### Swimming - Week 1 Term 3 2017

Swimming notes were sent early this week in readiness for swimming which will start on the **FIRST DAY** 24<sup>th</sup> July of next term.

Can families please read and return the consent forms ASAP so that the school can confirm numbers for the Swimming Centre.

### Attendance Data

Something to celebrate and continue to work towards..




Our Attendance data for Terms 1 & 2 shows that we are moving closer to our 93% Target, with an overall increase of 1.2% by nearly all years with the most significant improvement in Years 3 and 4. We are confident that our Year 7s can turn around their results which show a slight decline.

With thanks,

Principal

# Inquiry learning in the Green Building



Over the course of term 1 and 2, students in the Green Building have been exploring Aboriginal and Torres Strait Islander culture.

We used the Notosh Design Thinking process to explore our topic and investigate our inquiry questions. Each class had questions based on their individual interests and wonderings.

*How might we teach students at WGS about the meaning of the Aboriginal and Torres Strait Islander flags so that they can understand the importance of culture?*  
*How might we persuade Ms Voigt to get a Torres Strait Islander flag so that we can display it on a flag pole at the front of WGS?*

-8.12



I really enjoyed the Prototyping and Feedforward stages because I was able to think creatively and teach the younger students how to make the Torres Strait Islander flags

-Adam Doan



I really liked the making stage because I was able to put my learning into action. I made a booklet to teach other students in our school about the Torres Strait Islander people, the land and their relationship to our country

-Jenny Huynh

*How might we make Sorry Day creations for W.G.S so that students know the importance of the Stolen Generation and celebrate a new future?*

*How might we plan a Sorry Day event for W.G.S so that students know the importance of the Stolen Generation and celebrate a new future?*

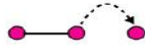
-8.13



notosh



Immersion



Synthesis




Ideation



Prototyping



Feedforward



*How might we share the purpose of the Freedom Ride so that W.G.S Students understand how we can all make a difference?*

-8.07



*How might we?*  
*How might we demonstrate to others how Aboriginal and Torres Strait Islander People used natural materials in their daily lives?*

808



The students brainstormed a lot of ideas and decided to make artefacts for a class museum. They included baskets, camp fires, body paint powder, shelters, jewellery, tools and canoes using natural material to show traditional methods.



## STUDENT PERSONAL DATA FORM

On Monday students will bring home an important document with all your contact information, address details and medical information on. **Please check it carefully, add updated information and return it the front office as soon as possible.**

In our efforts to stay in touch with you and to help you stay in touch with us we have engaged the services of SMS messaging software through which we offer you another very simple way to let us know if and why your child will be late or absent for the day. In addition to this we acknowledge that Health Care Plans are a vital part of student wellbeing at school. If your child has health care needs please ensure you provide updated health details every year.

## Uniform Policy

There is an expectation at Woodville Gardens School B-7 that all students wear a school uniform. The Uniform Policy has been approved by the Governing Council.

### Why do we have a dress code?

- It promotes a sense of pride and a sense of belonging in our school.
- It gives the school our unique identity
- It creates a sense of equity for students
- It is designed to be practical for a range of activities.
- It eliminates competition for brand name clothing and the wearing of inappropriate clothes and accessories.
- It ensures students observe health, safety and decency standards

Our school colours are teal, purple and navy blue.

### **Bottoms**

Navy shorts, skorts or trousers – cargo, sports short, track pants or school dress - School dress note: (no denim)

### **Tops**

Teal polo shirts with school logo or navy windcheater with school logo

### **Hats**

Students are required to wear either a navy bucket, surf or legionnaire school hat during terms 1 and 4. Students who do not have a hat during these terms will spend playtime in the shade.

### **Bags**

School bags (with logo) are encouraged but not essential.

### **Footwear**

Footwear must meet safety requirements. Thongs, scuffs and platforms are not safe. Sandals need to have a back strap to give support and should protect toes from scuffing.